



Arrow & Message Boards

PRODUCT GUIDE

Vehicle Mounted

Solar Technology offers multiple mounts in various sizes for any vehicle in your fleet. All mounts come with choices for operation: manual or powered. Signs can be powered either by using battery power from the vehicle, or by using dedicated batteries. Optional solar panels can also be ordered.

All mounts and signs come with Solar Technology's unbeatable 5 Year Warranty. Talk to your Solar Technology rep to configure the right sign, mount and base combination for your application.



SCAN ME

Vehicle mounted signs offer flexibility to DOTs, municipalities, contractors and traffic safety houses by providing a wide array of signs and mounting options, enabling customization for any vehicle:

- ▶ Crash attenuators - Trucks or Trailers
- ▶ Pickup trucks
- ▶ Dump trucks
- ▶ Stake body/Flat Beds
- ▶ Utility vehicles

MOUNT OPTIONS:

FIXED MOUNT - The sign mounts flush to vehicle and does not fold.

PIVOT MOUNT - Our most versatile option, used on any vehicle. Powered by vehicle or dedicated batteries.

LOW PROFILE PIVOT MOUNT - Used with 30" x 60" message or arrow signs only. Sign folds compactly.

CENTER PIVOT MOUNT - Our most economical mount. Sign pivots at center of crossbar.

BASE OPTIONS:

SKID - Available in various heights.

BED RAIL - Adjustable to fit any pickup truck bed rail with a 55 - 72" width.

Please contact us for additional information.

Visit solartech.com/configuration-guide to use our Vehicle Mount Configuration Guide to build the right product for your vehicle.

Learn more at www.solartech.com





Arrow & Message Boards

Vehicle Mounted

VEHICLE MOUNTS:


FIXED MOUNT - Sign mounts flush to the vehicle and does not fold.

CENTER PIVOT MOUNT - Sign pivots at mid-point of sign on crossbar.

LOW PROFILE PIVOT MOUNT - Restricted to 30" x 60" signs. Sign folds compactly.

PIVOT MOUNT - Most versatile mount: accepts a wide variety of signs.

ARROW PANELS:



30" x 60" Type B -15 lamp LED
36" x 72" Type B -15 lamp LED
48" x 96" Type C -15 lamp LED



30" x 60" Type B -25 lamp LED
36" x 72" Type B -25 lamp LED
48" x 96" Type C -25 lamp LED

LIFTING MECHANISM:

POWER LIFT:

- » Remote controlled 12V linear actuator.
- » Remote controlled linear actuator - Pivot, low profile & center pivot mounts - Requires 12 VDC power connection

MANUAL LIFT:

- » Manual winch & cable mechanism - Pivot mount with skid base

INSTALLATION KITS - VEHICLE MOUNTS:

In-cab controls with auxiliary battery pack
(2 standard flooded batteries (260 amp hour))

Without auxiliary battery pack
(uses vehicle battery power)

ARROW BOARD power and control cables: choose 15, 30 or 50 foot

MESSAGE BOARD power and control cables: choose 20, 30 or 45 foot

In-battery box controls - self contained unit

MESSAGE SIGNS:

Message boards and mounts are custom built when ordered. Available sizes include: 30" x 60" 33" x 78" 38" x 92"

46" x 78" 54" x 92"

- » All message panels are full-matrix and include standard amber LEDs
- » Additional sizes and pixel pitches are available by request

Please call us or your rep to discuss your requirements.

OPTIONS AND UPGRADES

ALL UNITS

Remote Communication

The controller can be upgraded to include a GPS receiver, cellular transceiver and lifetime cellular service. Lifetime cellular service is limited to carrier supported generational wireless technology.

Solar Array Upgrades

- » 50 watt array (nominal) - Arrow Panels
- » 100 watt array (nominal) - Message Boards
- » 150 watt array (nominal) - Message Boards

Battery Charger Upgrades

- » 45 amp, 120 volt AC
- » 55 amp, 120 volt AC

Radar Options for Message Board

- » Directional doppler K-Band. User-configurable
- » KPH or MPH. Data Collection and Statistical
- » Analysis Package included.

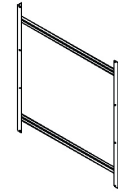
Options for Arrow Boards

- » Wireless remote control for arrow board controller.

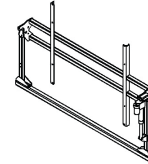
Battery Upgrades

- » Four (4) lead acid (flooded) - 520 amp/hr capacity
- » Two (2) gel-cell or AGM, maintenance free,
- » 260 amp/hour capacity
- » Four (4) gel-cell or AGM, maintenance free,
- » 520 amp/hour capacity

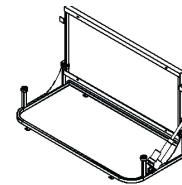
EXAMPLE BASES



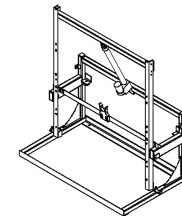
Fixed Mount



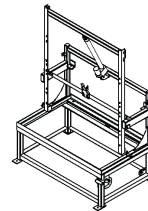
Center Pivot Mount



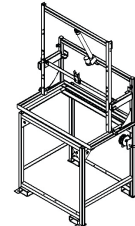
Low Profile Pivot Mount



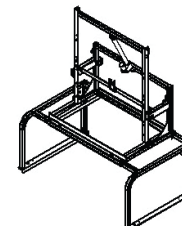
Pivot Mount



Pivot Mount on 18" Skid Base



Pivot Mount on 49" Skid Base



Pivot Mount on Bed Rail Base

Learn more at www.solartechology.com

